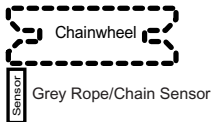
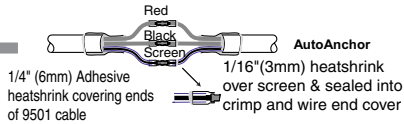


# AutoAnchor Sensor Splice Options

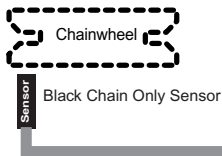
## Water Resistant Sensor Cable Splice Details Using an AutoAnchor Grey Sensor - #9051



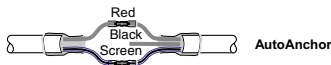
When connecting the sensor wire to the AutoAnchor unit, ensure all wires are matched and connected including the screen/drain wire. All connections must be made for the unit to operate.



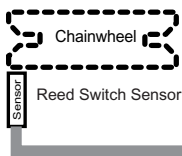
## Water Resistant Sensor Cable Splice Details Using an AutoAnchor All Chain Sensor - #9008



When connecting the all chain sensor wire to the AutoAnchor unit, the black wire is not connected. Ensure the other wires are matched and connected as detailed above.



## Water Resistant Sensor Cable Splice Details Using a Reed Switch Sensor



When connecting the reed switch sensor wire to the AutoAnchor module, the red wire is not connected.

